



TVES SERIES-Energy Storage

TVES48-100 (51.2V100Ah)

This series battery can be used for different types of applications, such as small UPS, home energy storage, portable mobile power supply, which is the best choice of small capacity, long standby or cyclic use.

Features

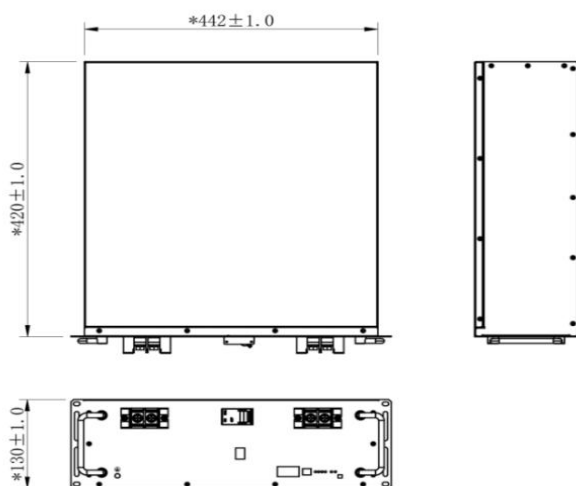
- . Safest Lithium Battery Technology
- . Lighter Weight
- . Eco-friendly
- . Longer Life
- . Multiple Safety Protection
- . Intelligent Balancing Function
- . 20 Years Designed Service Life



Performance

Cell	Square LFP 100Ah	Rated Charge Current	50A	Rated Discharge Current	100A
Terminal	M8	Max. Charge Current	100A	Max. Discharge Current	600A(5S)
IP Grade	IP21	Rated Charge Voltage	54.4~55.2V	Rated Discharge Cut-off Voltage	44.8V
Self Discharge	<=2%/ Month	Charge Cut-off Voltage	58.4V	Min. Discharge Cut-off Voltage	>40V
Cycle Life	4000 times (80%DOD)	Balancing Voltage	>54.4V	Short Circuit Current	Approx.2000A

Size



Main Parameters

Capacity	100Ah
Nominal Voltage	51.2V
Energy	5120Wh
Weight	42kg
Dimensions	442*420*130mm
Storage Temp	-5°C to 35°C
Discharge Temp	-20°C to 55°C
Charge Temp	0°C to 45°C

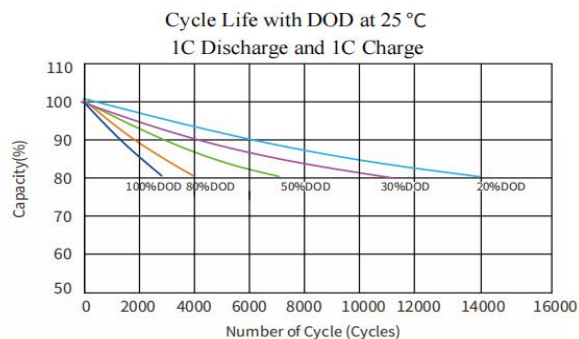
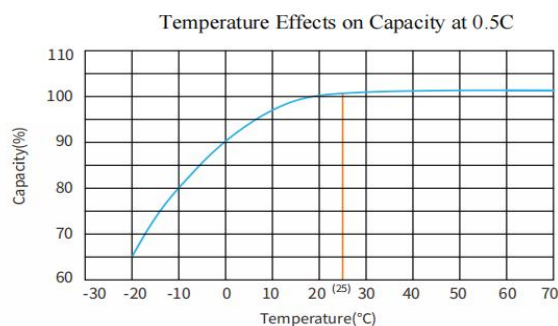
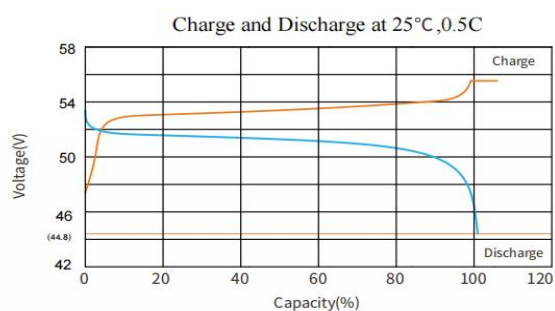
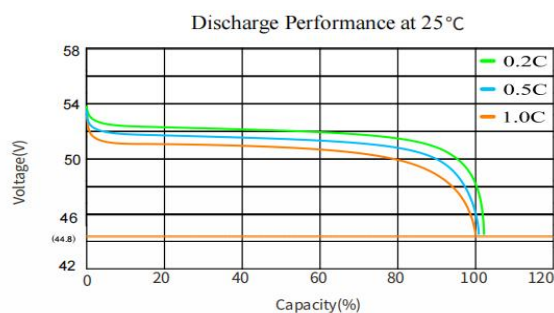
Certifications	CE/UN38.3/UL1973/IEC62619
Transport Appraisal	UN 3480, CLASS 9



TVES SERIES-Energy Storage

TVES48-100 (51.2V100Ah)

Characteristics Curve



Cautious

1. Do NOT short circuit, crush or disassemble. Do NOT heat or incinerate. Do NOT immerse in any liquid.
2. Store at 50% capacity. Recharge every 3 months. The storage area should be clean, cool, dry and ventilated.
3. Disconnect charging source prior to connecting or disconnecting battery terminals.
4. Do not dispose of batteries in a fire as they can explode.
5. Do not open, alter, or mutilate batteries. Released electrolyte is harmful to skin and eyes. It may be toxic.
6. Do not mix different types and brands of lithium-ion batteries.
7. Do not dispose in trash, follow local regulations and manufacturer's instruction.
8. See installation instructions before connecting to the supply.
9. The battery cabinet receives power from more than one source. Disconnection of all DC sources is required to De-energize this unit before installing or servicing. Wait 5 minutes before opening the unit.
10. Do not install on or over combustible surfaces.
11. Refer to manual before servicing.
12. Do not touch bare terminals.